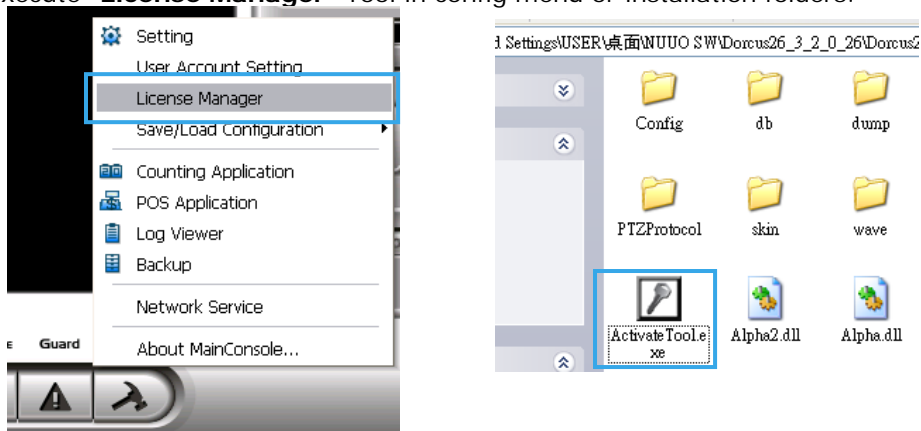


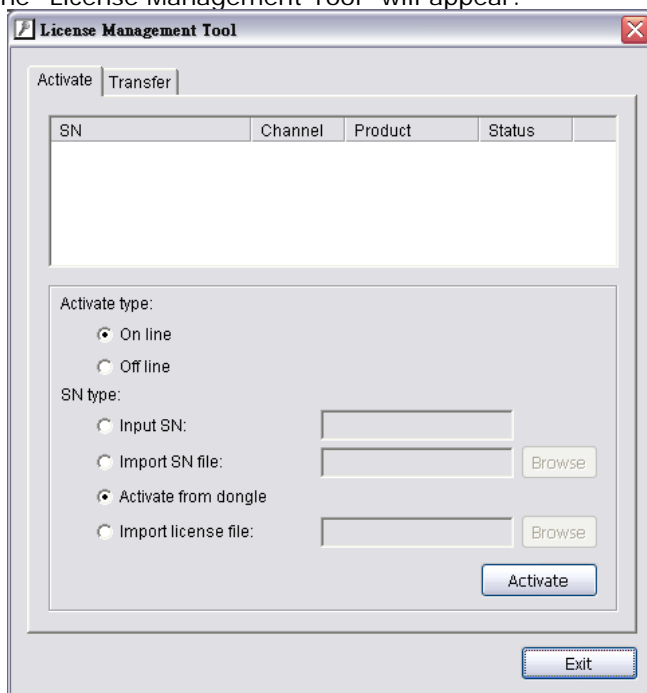
2009/6/19

Upgrade to 3.2.0 with USB license dongle

Step 1: Execute "License Manager" Tool in config menu or installation folders.

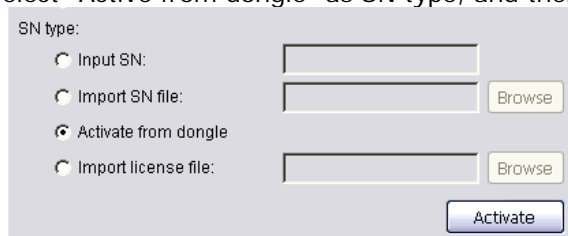


Step 2: The "License Management Tool" will appear.



Step 4: Select "On line" as Activate type.

Step 5: Select "Active from dongle" as SN type, and then click "Activate" button to activate.



Step 6: The System will auto restart MainConsole after Activated successfully.

Note: If success to activate the license from dongle, the dongle will no longer be valid again.